

HD 40 A

HD
HDM



HDT



GTMR



CITY CRANE



TOPKIT MD
MAXI MD



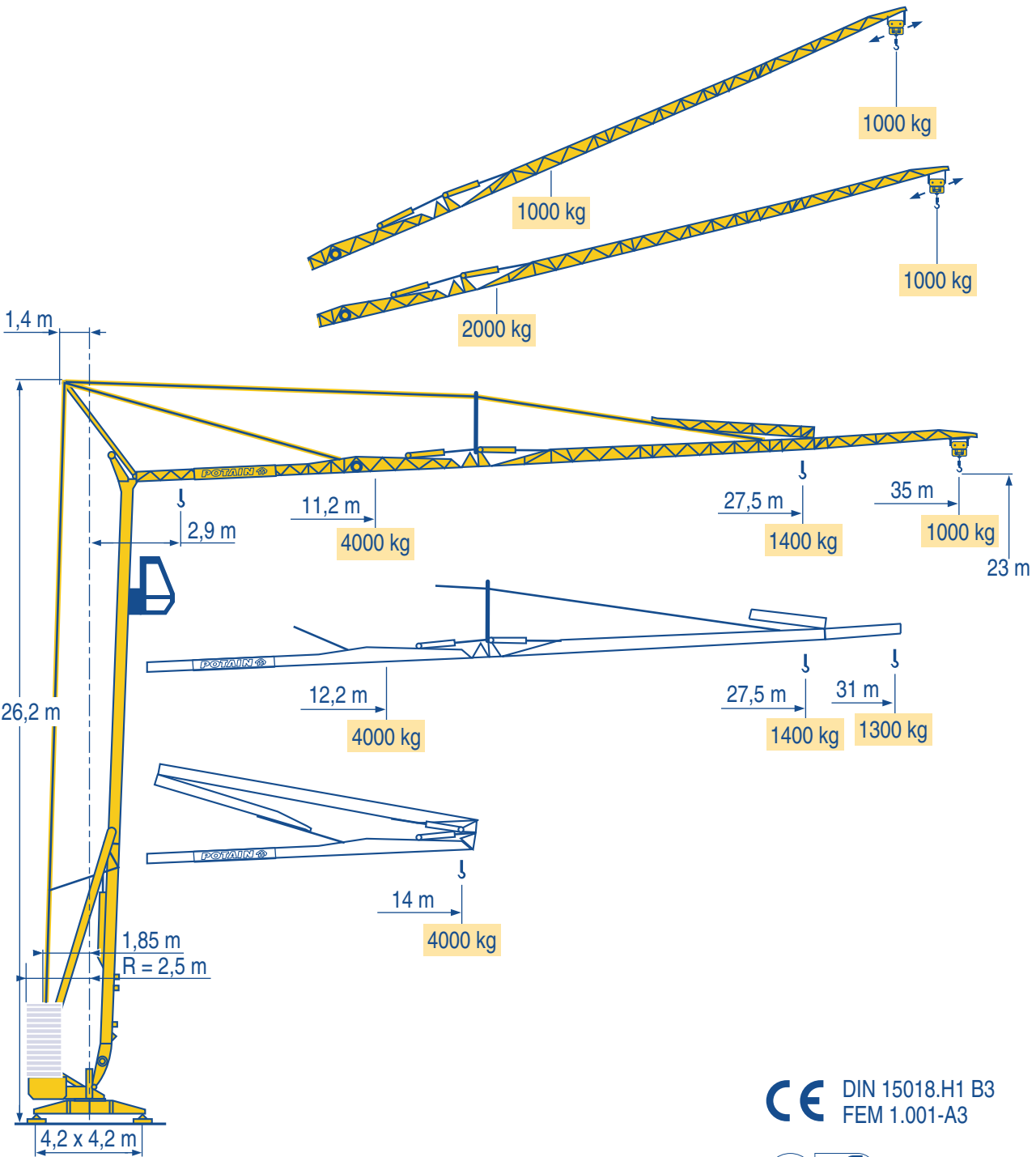
MAXI TOPKIT



Topless MDT



MR



CE DIN 15018.H1 B3
FEM 1.001-A3



Courbes de charges
Lastkurven

F
D

Load diagrams
Curvas de cargas


GB
E

Curve di carico
负荷曲线


I
C



35 m	2,9 ▶ 14 m	11,2	12	13	14	15	16	17	18	19	20	22	24	26	28	29	31	33	35 m
▲▲▲	4000 kg	4000	3695	3350	3060	2810	2600	2415	2255	2115	1985	1770	1595	1445	1320	1265	1165	1080	1000 kg



31 m	2,9 ▶ 14 m	12,2	13	14	15	16	17	18	19	20	22	24	26	28	29	31 m
▲▲▲	4000 kg	4000	3700	3380	3110	2880	2680	2500	2345	2205	1965	1770	1610	1470	1410	1300 kg



35/31 m	2,9 ▶ 14 m	11,6	12	13	14	15	16	17	18	19	20	22	24	26	27,5 m
▲▲▲	4000 kg	4000	3820	3460	3165	2910	2690	2500	2235	2190	2060	1835	1650	1500	1400 kg

LMP 2

Flèche relevée
Ausleger in Steilstellung

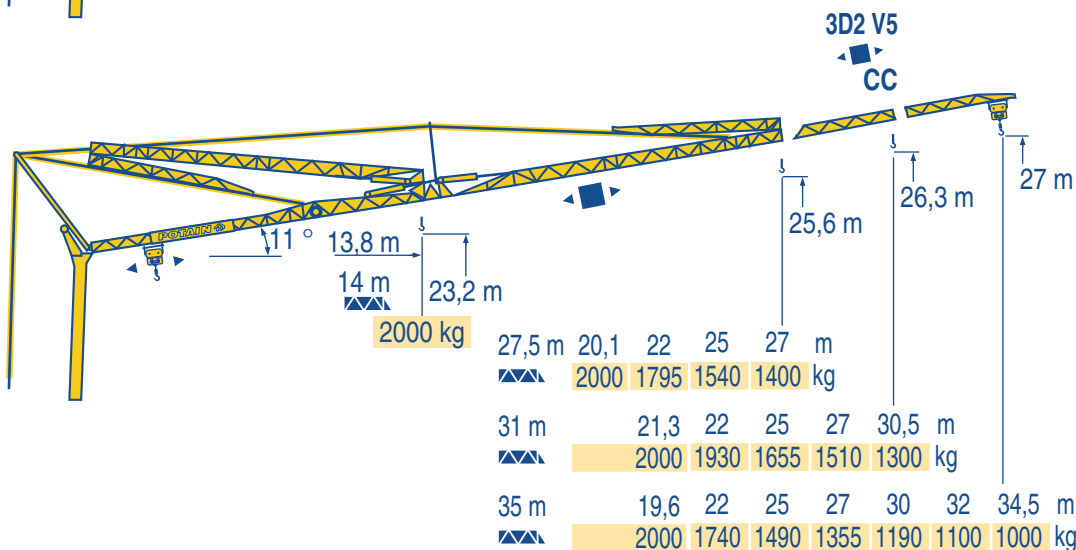
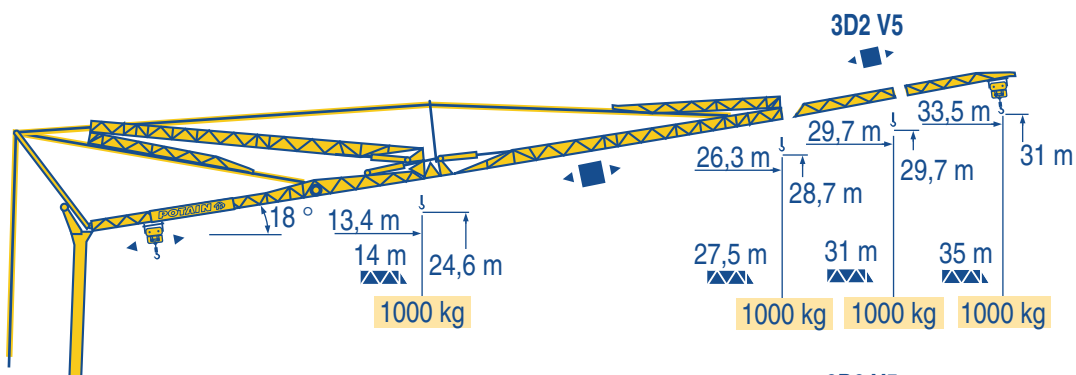
F
D

Luffing jib
Flecha izada

GB
E

Braccio impennato
起升吊臂

I
C



LMP 2

CC
Chariot distributeur
Chariot distributeur
et courbes de charges

F
D
Traversing trolley
Traversing trolley
and load diagrams

GB
E
Carrellino distributore
Carrellino distributore
e curve di carico

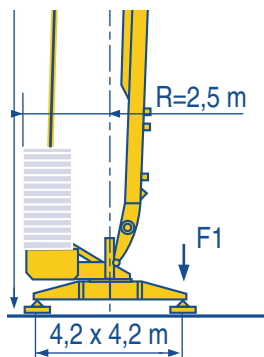
I
C

CC
Verfahrbare laufkatze
Verfahrbare laufkatze
und lastkurven

D
Carro distribuidor
Carro distribuidor
y curvas de cargas

E
变幅小车
变副滑车和
负荷曲线

I
C



F1 ● 22,5 t ■ 15,8 t
▲ 12,3 t

LMP 1

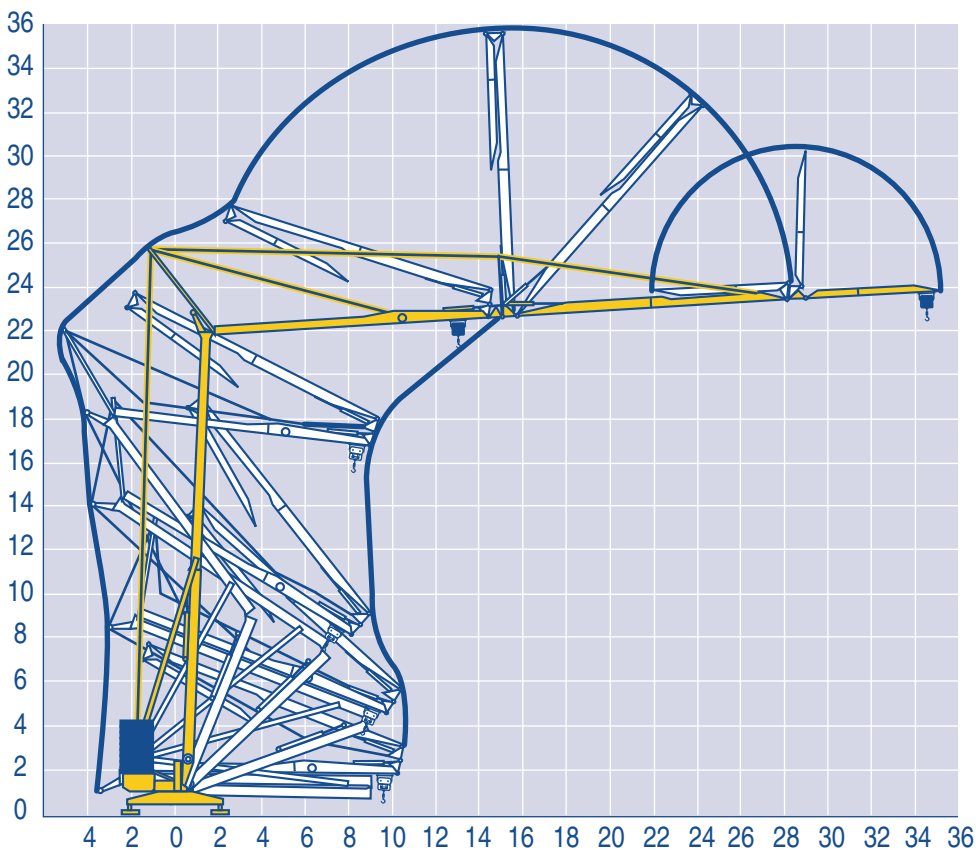
● Réactions en service ■ Réactions hors service ▲ A vide sans lest (ni train de transport) avec flèche et hauteur maximum	F	Reactions in service Reactions out of service Without load, ballast (or transport axles), with maximum jib and maximum height.	GB	Reazioni in servizio Reazioni fuori servizio A vuoto, senza zavorra (ne assali di trasporto) con braccio massimo e altezza massima	I
● Reaktionskräfte in Betrieb ■ Reaktionskräfte außer Betrieb ▲ Ohne Last, Ballast (und Transportachse), mit Maximalausleger und Maximalhöhe.	D	Reacciones en servicio Reacciones fuera de servicio Sin carga, sin lastre, (ni tren de transporte), flecha y altura máxima.	E	工作状态下的反应 非工作状态下的反应 空载无压重也无运输车 有吊臂和最大高度	C

								ch - PS hp	kW	
▲	20 LVF 10	m/min	4,5	27	50	2,25	13,5	25	20	15
		kg	2000	2000	1350	4000	4000	2700		
▼	15 RPC 10	m/min	9	27	54	4,5	13,5	27	15	11
		kg	2000	2000	1000	4000	4000	2000		
◀▶	3 D2 V5	m/min	21 - 42						2,7	2
⦿	RCV 22	tr/min U/min rpm	0 → 0,8						3	2,2
◀▶	TVD 121	m/min	25						2 x 1,4	2 x 1

CEI 38	IEC 38	kVA	
400 V(+6% -10%) 50 Hz		20 LVF 10 : 26 kVA 15 RPC 10 : 20 kVA	84/534 - 87/405

LMP 1

▲ Levage ◀▶ Distribution ⦿ Orientation ◀▶ Translation 🎧 Conforme aux directives CEE 84/534 et 87/405 sur le niveau acoustique	F	Hoisting Trolleying Slewing Travelling In compliance with the EEC 84/534 and 87/405 Instructions on noise level	GB	Sollevamento Distribuzione Rotazione Traslazione Conforme alle direttive CEE 84/534 e 87/405 sul livello acustico	I
▲ Heben ◀▶ Katzfahren ⦿ Schwenken ◀▶ Kranfahren 🎧 Gemäss EWG-Richtlinien 84/534 und 87/405 für den Schall-Leistungspegel	D	Elevación Distribución Orientación Traslación Conforme con las directivas CEE 84/534 y 87/405 sobre el nivel acustico	E	起升 变幅 回转 行走 符合 CEE 84/534 - CEE 87/405 声晌度规定	C



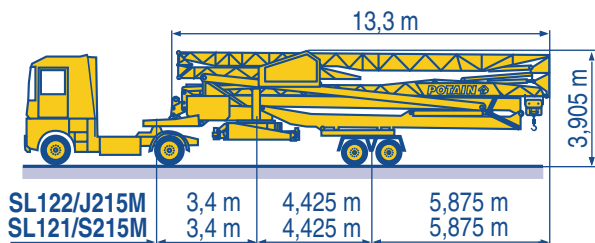
LMP 1

Transport
Transport

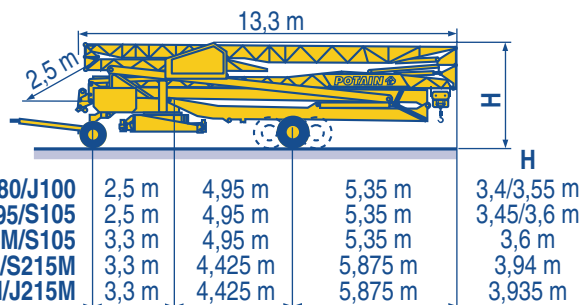
F Transport
D Transporte

GB Trasporto
E 运输

I
C



SL122/J215M	3,4 m	4,425 m	5,875 m
SL121/S215M	3,4 m	4,425 m	5,875 m



DS80/J100	2,5 m	4,95 m	5,35 m	H
DS95/S105	2,5 m	4,95 m	5,35 m	3,4/3,55 m
DJ126M/S105	3,3 m	4,95 m	5,35 m	3,6 m
DJ126M/S215M	3,3 m	4,425 m	5,875 m	3,94 m
CJ125M/J215M	3,3 m	4,425 m	5,875 m	3,935 m

SL122/J215M

SL121/S215M

CJ125M/J215M

DJ126M/S215M

DJ126M/S105

DS95/S105

DS80/J100

LMP 1

Chantier

F Site

GB Cantiere

I

Baustelle

D Obra

E 工地运输

C



18.Rue de Charbonnières, B.P. 173
F-69132 ECULLY Cedex
Tél. (33)04.72.18.20.20
Fax (33)04.72.18.20.00
http://www.potain.com
E-mail : mkt@potain.fr

HD 40 A

Copyright.Reproduction interdite © POTAIN 1997

Deutschland
POTAIN GmbH Tel : 06.105.704.0

Italia
POTAIN S.p.A. Tel : 0.331.49.33.11

Singapore
POTAIN PTE LTD Tel : (00.65) 227.1550

Réf. 1997.44 LMP 5